

|           |  |
|-----------|--|
| PROJECT   |  |
| TYPE      |  |
| SPECIFIER |  |
| QUANTITY  |  |
| DATE      |  |

## TREE SUSPENSION

### D182000-

|             |                      |                   |                   |
|-------------|----------------------|-------------------|-------------------|
| base number | Color<br>Temperature | Finish<br>Options | Finish<br>Options |
|-------------|----------------------|-------------------|-------------------|

- To build a product code in our configurator select the specify button on the base model # product page
- To build a manual product code on this datasheet choose from the options listed below in blue font and add the suffix to the base model #

#### GENERAL

|                                       |
|---------------------------------------|
| Series: Tree                          |
| Partner: Artigja                      |
| Division: Design                      |
| Installation: Suspension              |
| Product Type: Chandelier              |
| Mounting Location: Ceiling            |
| Light Distribution: Direct / Indirect |

#### PHYSICAL

|   |
|---|
| Shape: Abstract   |
| Length (mm): 800  |
| Length (in): 31 1/2   |
| Height (mm): 3000   |
| Height (in): 118 1/8  |
| Diffuser: Glass - Clear / Amber / Smoke Gray  |
| Fixture Finish: BBS / BUB / ABR / DRB / DUB / AGD / LBB / DBZ / BBN / PCH / PGO / PBN / WHI / BLK |
| Accent Finish: CLR / AMB / SMG  |
| Fixture Material: Glass / Metal   |
| Primary Material: Glass   |

#### ELECTRICAL

|                                       |
|---------------------------------------|
| Lamp Type: LED                        |
| Input Wattage (W): 84                 |
| Dimming: Dali Dimming / Phase Dimming |
| Driver Included: Yes                  |
| Driver Location: Integrated           |
| Driver Class: Class 2                 |
| Input Voltage (V): 120                |
| Output Voltage (V): 12                |
| Upon Request: 0-10V Dimming           |

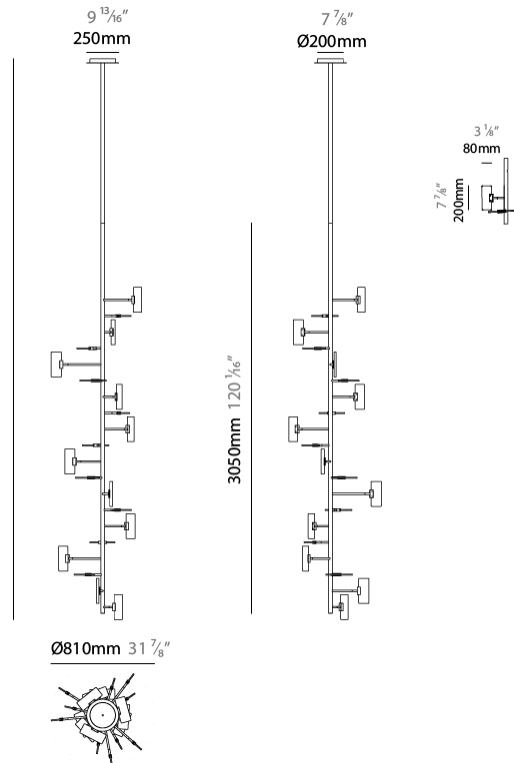

#### LED

|  |
|--|
| Number of LEDs: 20                         |
| Color Temperature (°K): 2700 / 3000 / 4000 |
| Nominal Lumen (lm): 12300 / 12400 / 13680  |
| Lamp Life (hrs): 50000                     |

#### OPTICAL

#### RATINGS AND CERTIFICATIONS

|  |
|--|
| Certified By: Certified for North American Standards |
| IP rating: IP20                                      |



## TREE SUSPENSION

D182000-

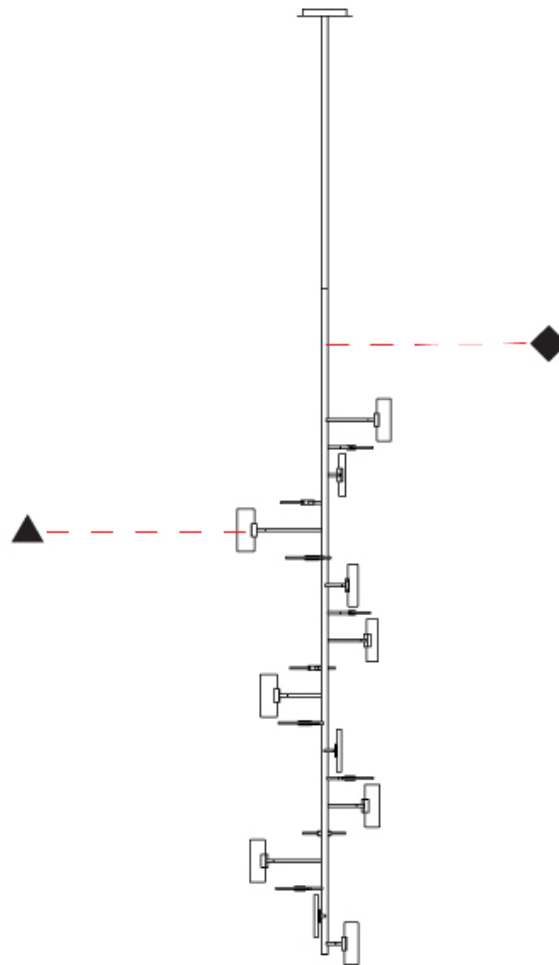
PROJECT

TYPE

SPECIFIER

QUANTITY

DATE



D

|           |       |
|-----------|-------|
| PROJECT   | _____ |
| TYPE      | _____ |
| SPECIFIER | _____ |
| QUANTITY  | _____ |
| DATE      | _____ |

## TREE SUSPENSION

### D182001-

|             |             |         |         |
|-------------|-------------|---------|---------|
| base number | Color       | Finish  | Finish  |
|             | Temperature | Options | Options |

- To build a product code in our configurator select the specify button on the base model # product page
- To build a manual product code on this datasheet choose from the options listed below in blue font and add the suffix to the base model #

#### GENERAL

|                                       |
|---------------------------------------|
| Series: Tree                          |
| Partner: Artigja                      |
| Division: Design                      |
| Installation: Suspension              |
| Product Type: Chandelier              |
| Mounting Location: Ceiling            |
| Light Distribution: Direct / Indirect |

#### PHYSICAL

|   |
|---|
| Shape: Abstract   |
| Length (mm): 1600   |
| Length (in): 63   |
| Width (mm): 800   |
| Width (in): 31 1/2  |
| Height (mm): 3000   |
| Height (in): 118 1/8  |
| Diffuser: Glass - Clear / Amber / Smoke Gray  |
| Fixture Finish: BBS / BUB / ABR / DRB / DUB / AGD / LBB / DBZ / BBN / PCH / PGO / PBN / WHI / BLK |
| Accent Finish: CLR / AMB / SMG  |
| Fixture Material: Glass / Metal   |
| Primary Material: Glass   |

#### ELECTRICAL

|                                       |
|---------------------------------------|
| Lamp Type: LED                        |
| Input Wattage (W): 151.2              |
| Dimming: Dali Dimming / Phase Dimming |
| Driver Included: Yes                  |
| Driver Location: Integrated           |
| Driver Class: Class 2                 |
| Input Voltage (V): 120                |
| Output Voltage (V): 12                |
| Upon Request: 0-10V Dimming           |

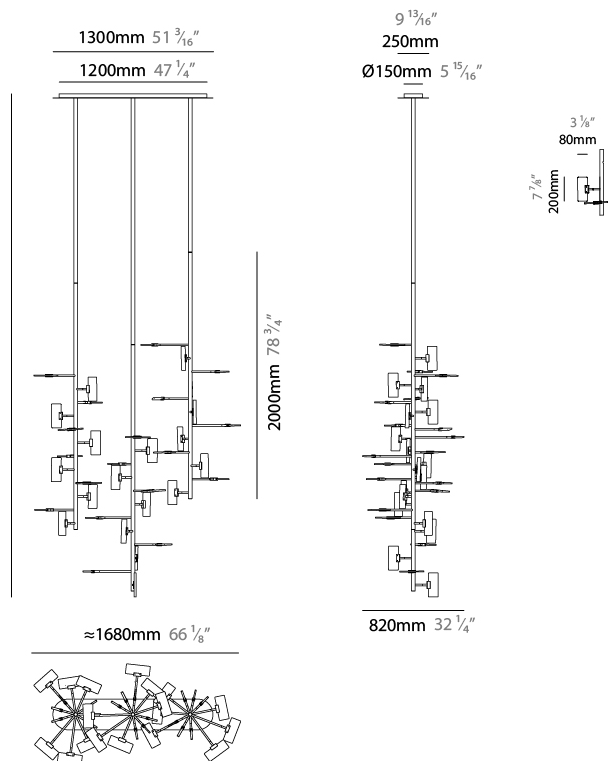
#### LED

|  |
|--|
| Number of LEDs: 60                         |
| Color Temperature (°K): 2700 / 3000 / 4000 |
| Nominal Lumen (lm): 36900 / 37200 / 41040  |
| Lamp Life (hrs): 50000                     |

#### OPTICAL

#### RATINGS AND CERTIFICATIONS

|  |
|--|
| Certified By: Certified for North American Standards |
| IP rating: IP20                                      |



## TREE SUSPENSION

D182001-

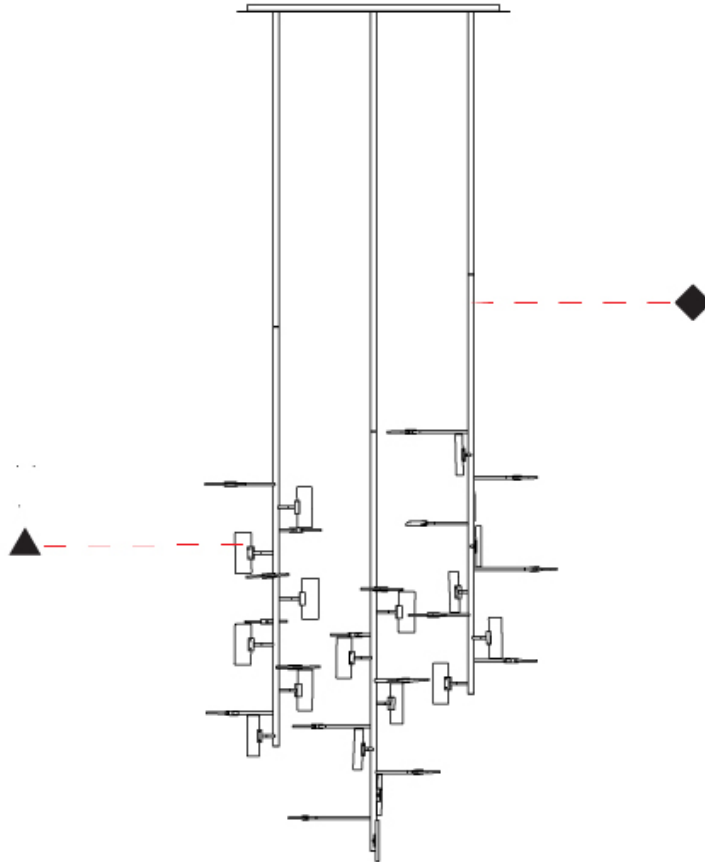
PROJECT

TYPE

SPECIFIER

QUANTITY

DATE



D

## TREE COLOR FINISH CHART

PROJECT

TYPE

SPECIFIER

QUANTITY

DATE

### Fixture Finish

Antique Brass - ABR



Brushed Black Nickel - BBN



Polished Chrome - PCH



Polished Black Nickel - PBN



## TREE SUSPENSION COLOR FINISH CHART

PROJECT

TYPE

SPECIFIER

QUANTITY

DATE

### Accent Finish

**Digital:** Not all screens are calibrated the same, and therefore, colors will appear differently between screens.

**Physical:** When texture is involved, there will be variations in color, character and tone within a product series and between product families.



### LEGEND

|  |   |   |  |   |  |
|--|---|---|--|---|--|
|    | floor-mounted   |    | pivotal  |    | special LED (upon request) RGB, RGBW, tunable, gold+, meat+, art+, fashion+                    |
|    | wall and ceiling: recessed and surface mounted            |    | rotating   |    | warm dim / natural dimming LED   |
|    | ceiling-mounted and wall-mounted                          |    | illuminate tilted  |    | rechargeable battery powered   |
|    | wall-mounted  |    | color of suspension cable                                    |    | fixture with natural vivid LED (upon request)  |
|    | omni-directional light distribution                       |    | length of suspension cable                                   |    | color rendering index  |
|    | direct light distribution                                 |    | reflector degree selection                                   |    | color temperature  |
|    | direct/indirect light distribution                        |    | super spot   |    | lumen (luminous flux)  |
|    | indirect light distribution                               |    | lens   |    | efficacy (lumens per watt)   |
|    | asymmetric light distribution                             |    | lens pack  |    | Unified Glare Rating (UGR) range from 5-40   |
|    | aura light distribution                                   |    | shine ring   |    | marine grade (AISI 316 stainless steel)  |
|    | round wall or ceiling cut-out                             |    | integrated shine ring with diffuser                          |    | walk on  |
|    | square wall or ceiling cut-out                            |    | free individual colors 01-29                                 |    | drive on   |
|    | the supplied jig specifies the cutout dimensions          |    | individual colors: 00 (free of charge), 01-25 (extra charge) |    | Dark Sky Compliance  |
|    | minimum distance (meters) lamp - object                   |    | luminaire part to be colored (F1)                            |    | Americans with Disabilities Act (less than 4" off the wall located between 27"-84" from floor) |
|    | recessed depth  |    | luminaire part to be colored (F2)                            |    | lamp protected against explosion   |
|   | ceiling thickness in mm                                   |   | luminaire part to be colored (F3)                            |   | blown glass using traditional methods by master glass blower                                   |
|  | ceiling thickness selection                               |  | luminaire part to be colored (F4)                            |  | acoustic material  |
|  | dimmable DP (phase), DV (0-10V), DD (dali), DS (step-dim) |  | luminaire part to be colored (F5)                            |  | protection class I, protection insulation  |
|  | included or excluded LED driver/transformer/control gear  |  | color of 3-circuit adaptor                                   |  | protection class II, protection insulation   |
|  | separately switchable                                     |  | indirect diffuser  |  | ETL Certified to UL and CSA Standards  |
|  | sensor  |  | direct diffuser  |  | UL Certified to UL and CSA Standards   |
|  | remote control  |  | ball-proof (upon request)                                    |  | CSA Certified to UL and CSA Standards  |
|  | available upon request                                    |  | accessory  |  | Certified for North American Standards   |

### IP RATING

|   |  |
|---|--|
|  | protected against ingress of solid bodies greater than 12.5mm (finger)   |
|  | protected against ingress of solid bodies greater than 2.5mm<br>protected against sprays of water up to 60 degrees from the vertical (rain)      |
|  | protected against ingress of solid bodies greater than 1mm (wire)<br>no protection against the ingress of moisture                               |
|  | protected against ingress of solid bodies greater than 1mm (wire)<br>protected against sprays of water up to 60 degrees from the vertical (rain) |
|  | protected against ingress of solid bodies greater than 1mm (wire)<br>protected against water splashed from all directions                        |
|  | protected against limited ingress of dust (wet rooms/covered outdoor areas)<br>protected against water splashed from all directions              |
|  | protected against ingress of dust<br>protected against jets of water   |
|  | protected against ingress of dust<br>protected against powerful jets of water or heavy seas  |
|  | protected against ingress of dust<br>protected against immersion of water between 15cm - 1m for 30 minutes                                       |
|  | protected against ingress of dust<br>protected against immersion of water under pressure for long periods  |

### IK RATING

|   |   |
|---|---|
|  | protected against 0.14 joules impact (equivalent to 0.25kg mass dropped from 56mm above the surface)  |
|  | protected against 0.2 joules impact (equivalent to 0.25kg mass dropped from 80mm above the surface)   |
|  | protected against 0.35 joules impact (equivalent to 0.25kg mass dropped from 140mm above the surface) |
|  | protected against 0.5 joules impact (equivalent to 0.25kg mass dropped from 200mm above the surface)  |
|  | protected against 0.7 joules impact (equivalent to 0.25kg mass dropped from 280mm above the surface)  |
|  | protected against 1 joules impact (equivalent to 0.25kg mass dropped from 400mm above the surface)    |
|  | protected against 2 joules impact (equivalent to 0.5kg mass dropped from 400mm above the surface)     |
|  | protected against 5 joules impact (equivalent to 1.7kg mass dropped from 300mm above the surface)     |
|  | protected against 10 joules impact (equivalent to 5.0kg mass dropped from 200mm above the surface)    |
|  | protected against 20 joules impact (equivalent to 5.0kg mass dropped from 400mm above the surface)    |